


Statement of Shareholding as on 31st March, 2010

Name of the Company: Ahlcon Parenterals (India) Limited


Scrip Code BSE: 524448

Quarter ended: 31st March, 2010

Category Code	Category of Shareholder	Number of shareholders	Total number of shares	Number of Shares held in dematerialized form	Total shareholding as a percentage of total number of shares		Shares Pledged or otherwise encumbered	
					As a %age of (A+B)	As a %age of (A+B+C)	Number of Shares	As percentage (IX) = (VIII)/(IV) *100
(I)	(II)	(III)	(IV)	(V)	(VI)	(VII)	(VIII)	(IX)
(A)	Shareholding of Promoter and promoter Group							
(1)	Indian							
(a)	Individuals/Hind Undivided Family	16	4134617	4126477	57.424	57.424	1400000	33.860
(b)	Central /State Government(s)	0	0	0	0	0	0	0.000
(c)	Bodies Corporate	3	658588	658588	9.147	9.147	0	0.000
(d)	Financial Institutions/Banks	0	0	0	0.000	0.000	0	0.000
(e)	Any Other (specify)	0	0	0	0.000	0.000	0	0.000
	Sub-Total (A)(1)	19	4793205	4785065	66.571	66.571	1400000	29.208
(2)	Foreign							
(a)	Individuals (Non-Resident individuals/ Foreign individuals)	0	0	0	0.000	0.000	0.000	0.000
(b)	Bodies Corporate	0	0	0	0.000	0.000	0.000	0.000
(c)	Institutions	0	0	0	0.000	0.000	0.000	0.000
(d)	Any other (specify)	0	0	0	0.000	0.000	0.000	0.000
	Sub-Total(A)(2)	0	0	0	0.000	0.000	0.000	0.000
	Total Shareholding of promoter and promoter Group (A) = (A)(1)+(A)(2)	19	4793205	4785065	66.571	66.571	1400000	29.208
(B)	Public Shareholding						NA	NA
(1)	Institutions						NA	NA
(a)	Mutual Fund/UTI	0	0	0	0.000	0.000	NA	NA



(b)	Financial Institution / Banks	0	0	0	0.000	0.000	NA	NA
(c)	Central Government(s) /State Government(s)	0	0	0	0.000	0.000	NA	NA
(d)	Venture Capital Funds	0	0	0	0.000	0.000	NA	NA
(e)	Insurance Companies	0	0	0	0.000	0.000	NA	NA
(f)	Foreign Institutional Investors	0	0	0	0.000	0.000	NA	NA
(g)	Foreign Venture Capital Investors	0	0	0	0.000	0.000	NA	NA
(h)	Any other (specify) FDI	0	0	0	0.000	0.000	NA	NA
	Sub – Total (B) (1)	0	0	0	0.000	0.000	NA	NA
(2)	Non - Institutions						NA	NA
(a)	Bodies Corporate	82	1112909	1067708	15.457	15.457	NA	NA
(b)	Individuals-	4459	1151286	822853	15.989	15.989	NA	NA
	i. Individual shareholders holding nominal shares capital up to Rs. 1 lakh.							
	ii. Individual shareholders holding nominal share capital in excess of Rs.1 lakh	6	118716	100016	1.649	1.649	NA	NA
(c)	i. Any other (specify) NRIs/ OCBs	16	9224	9224	0.128	0.128	NA	NA
	ii. Any other (specify) Clearing Member	17	14810	14810	0.206	0.206	NA	NA
	iii. Any other Foreign Direct Investment	0	0	0	0.000	0.000	NA	NA
	Sub-Total(B)(2)	4580	2406945	2014611	33.429	33.429	NA	NA
	Total Public Shareholding (B)= (B)(1)+((B)(2)	4580	2406945	2014611	33.429	33.429	NA	NA
	Total (A)+(B)	4599	7200150	6799676	100.00	100.00	1400000	19.444
(c)	Share held by custodians and against which Depository Receipts have been issued	0	0	0	NA	0	NA	NA
	GRAND TOTAL (A) + (B) +(C)	4599	7200150	6799676	100.00	100.00	1400000	19.444



(I) (b) Statement showing Shareholding of Persons belonging to the category
“Promoter and Promoter Group”

Sr.No.	Name of the shareholder	Total Shares held		Shares pledged or otherwise encumbered		
		Number	As a %of grand total (A) +(B)+(C)	Number	As a percentage	As a %of grand total (A) +(B)+(C) of sub-clause (i) (a)
(I)	(II)	(III)	(IV)	(V)	(VI) = (V)/(III)*100	
1.	Bikramjit Ahluwalia	25,96312	36.059	1400000	53.922	19.444
2.	Rohini Ahluwalia	4,69,700	6.523	0	0.000	0.000
3.	Rohini S Ahluwalia	10	0.000	0	0.000	0.000
4.	Ahluwalia Builders and Development Group (Private) Limited	1,19,000	1.653	0	0.000	0.000
5.	Tidal Securities Private Limited	2,81588	3.910	0	0.000	0.000
6.	Capricon Industrials Limited	2,58,000	3.583	0	0.000	0.000
7.	Shobhit Uppal	20,500	0.285	0	0.000	0.000
8.	Vikas Ahluwalia	20,000	0.278	0	0.000	0.000
9.	Rachna Uppal	4,010	0.056	0	0.000	0.000
10.	Sudarshan Walia	709,500	9.854	0	0.000	0.000
11.	Sudershan Walia	100	0.001	0	0.000	0.000
12.	Sudarshan Ahluwalia	10	0.000	0	0.000	0.000
13.	Mukta Ahluwalia	10	0.000	0	0.000	0.000
14.	Madan Gopal	10	0.000	0	0.000	0.000
15.	Santosh Ahluwalia	4,000	0.056	0	0.000	0.000
16.	Raj Kumar Ahluwalia	4,000	0.056	0	0.000	0.000
17.	Ram Piari	61565	0.855	0	0.000	0.000
18.	Pushpa Rani	223774	3.108	0	0.000	0.000
19.	Raman Pal	21116	0.293	0	0.000	0.000
	TOTAL	4793205	66.571	1400000	29.208	19.444



(I) (c) **Statement showing Shareholding of Persons belonging to the category "Public" and holding more than 1% of the total number of shares**


Sr.No.	Name of the shareholder	Number of shares	Shares as a percentage of total number of shares {i.e Grand Total (A)+(B) +(C) indicated in Statement at para (I)(a) above}
1	Harun Trade Links Pvt Ltd	107631	1.495
2	20 th Century Holdings Pvt Ltd	111673	1.551
3	Global Credit Capital Ltd	556505	7.729
4	Sewastuti Finance Pvt Ltd	180000	2.500
	TOTAL	955809	13.275

(I) (d) **Statement showing details of locke-in shares**

Sr.No.	Name of the shareholder	Number of locked-in shares	locked-in Shares as a percentage of total number of shares {i.e Grand Total (A)+(B) +(C) indicated in Statement at para (I)(a) above}
1	0	0	0.000
2			
	TOTAL	0.	0.000

(I) (a) **Statement showing details of Depository Receipts(DRs)**

Sr.No.	Type of Outstand DR (ADRs, GDRs, SDRs, etc)	Number of outstanding DRs	Number of shares underlying outstanding DRs	Shares underlying outstanding Drs as a percentage of total number of shares {i.e Grand Total (A)+(B) +(C) indicated in Statement at para (I)(a) above}
1	0	0	0	0.000
2				
	TOTAL	0.	0	0.000



(I) (b) **Statement showing Holding a Depository Receipts(DRs), where underlying shares in excess of 1% of the total number of shares**

Sr.No.	Name of the DR Holder	Type of outstanding DR (ADRs, GDRs, SDRs, etc)	Number of shares underlying outstanding DRs	Shares underlying outstanding DRs as a percentage of total number of shares {i.e Grand Total (A)+(B) +(C) indicated in Statement at para (I)(a) above}
1		0	0	0.000
2				
	TOTAL	0	0	0.000

NOTES:

The Details of the shareholders under the category of any other under B(2)(c) are as follows:

NRI/OCBs:

No. of Shareholders-16, No. shares held 9224, No. of shares held in demat-0.128, % of holding- 0.128%.

Clearing Members:

No. of Shareholders-17, No. shares held 14810, No. of shares held in demat-14810, % of holding- 0.206%.

The company has not issued any GDR/ADRs.

For Ahlcon Parenterals (India) Limited


R K Sahu



Company Secretary & Compliance Officer